

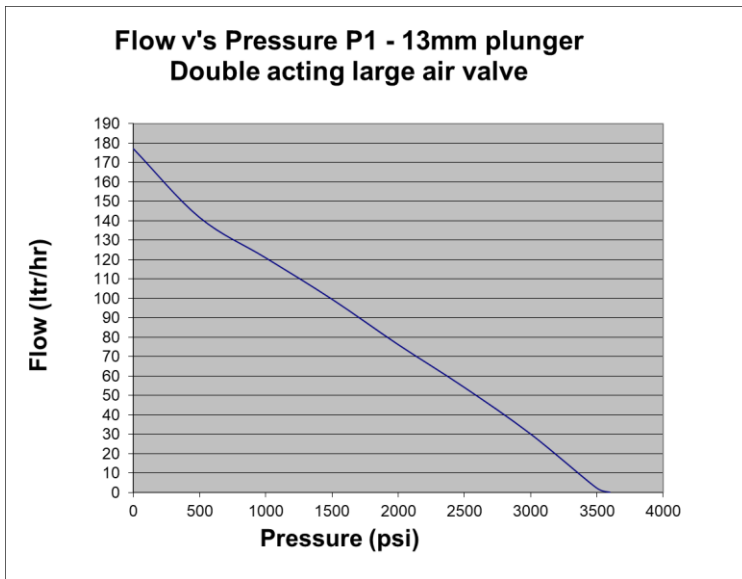
P1 Series CP-P1-13-D Data Sheet

The CP-P1-13-D operates with a 13mm plunger, it is the largest pump in the P1 series giving higher injection rates but at the lowest pressure. The CP-P1-13-D has a pressure range up to 3,700 psi and an injection rate up to 177 L/hr with a stroke volume of 5.3cc. For lower injection rates the pump can be modified from a double acting hydraulic pump to a single acting hydraulic pump. Further modifications can be made by fitting a smaller air control valve to this pump, this would reduce the injection rate to as low as 0.318 L/hr, stroke volumes would remain the same. Please note flow for the P1 series is listed in litres per hour.

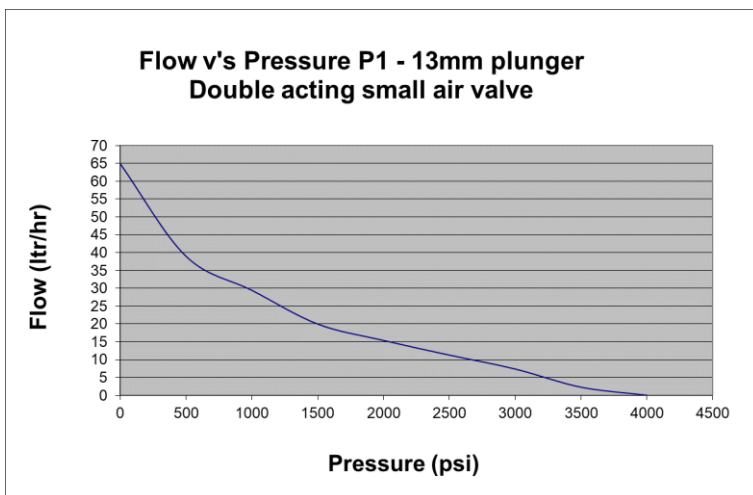
Air input to hydraulic discharge pressure static/stall values.

Pump Model	Hydraulic Piston Diameter	Pump Ratio	20 psig Air Supply	40 psig Air Supply	60 psig Air Supply	80 psig Air Supply	100 psig Air Supply
CP-P1-13-D	13mm	37 - 1	740	1,500	2,200	3,000	3,700

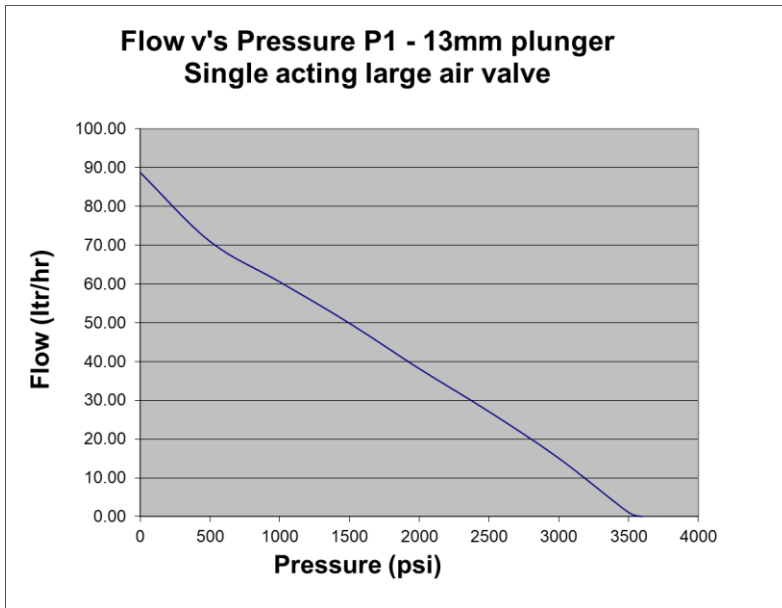
Flow Charts:



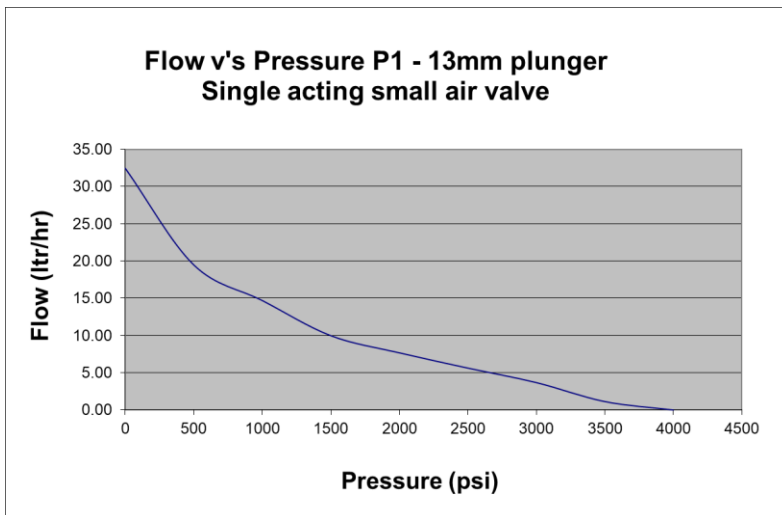
Pressure (psi)	Flow (ltr/hr)
0	177.25
500	141.80
1000	120.95
1500	99.65
2000	76.25
2500	54.15
3000	30.15
3500	2.25



Pressure (psi)	Flow (ltr/hr)
0	64.90
500	38.95
1000	29.40
1500	19.95
2000	15.35
2500	11.25
3000	7.35
3500	2.25



Pressure (psi)	Flow (ltr/hr)
0	88.63
500	70.90
1000	60.48
1500	49.83
2000	38.13
2500	27.08
3000	15.08
3500	1.13



Pressure (psi)	Flow (ltr/hr)
0	32.45
500	19.48
1000	14.70
1500	9.98
2000	7.68
2500	5.63
3000	3.68
3500	1.13

Pump Dimensions:

